

SANTA ROSA JUNIOR COLLEGE F-1 STUDENT VISA INTERVIEW


1. COMMUNICATION

The interview may only last 1-3 minutes!
The officer will try to judge you quickly.
Be conversational, but make eye contact
and be direct. Speak in English. Be honest.




7. BE PROACTIVE

The officer might only ask you 1 question.
Do not give them a one-word answer.
Provide a thoughtful response that answers
10 of their questions.



2. HOME COUNTRY

What will bring you home after graduation?
Do you have family members you care for?
Financial investments? A job lined up?
Remember, it's a nonimmigrant visa.



3. FINANCIAL SPONSOR

If they are not an immediate family
member, explain why they would pay so
much for your education. How close is your
relationship?




4. PROGRAM OF STUDY

Understand your program of study and
explain how it will help you reach your goals.
Focus on the transfer pathway from Santa
Rosa Junior College to a four-year university.




5. SCHOOL CHOICE

Explain why you chose SRJC. Do you have
friends or family who are alumni? Is it
more affordable? Were you ineligible for
direct admission to a university?



6. WAIT TIMES

If the wait times at the nearest U.S.
Embassy are too long, you might consider
traveling to a third country. Be sure to
explain this during your interview.



8. TAKE IT SERIOUSLY

Visa application records last forever.
The first interview is the most important.
If denied, you likely won't succeed again.
Be prepared and take it seriously!

